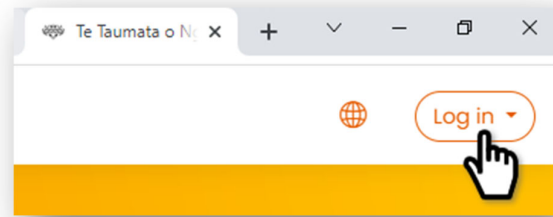


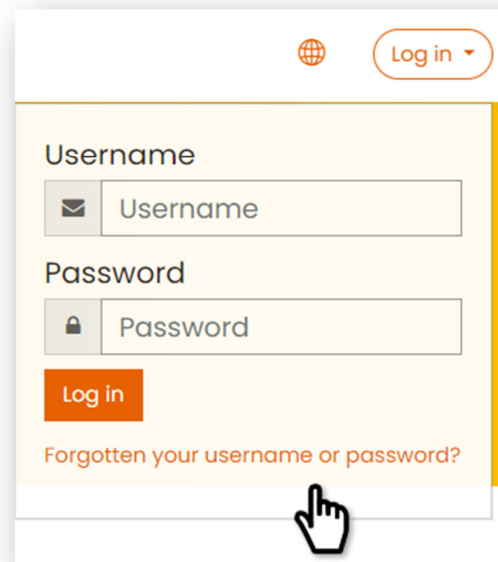
How to reset your password

Like most modern web applications, a Moodle password cannot be retrieved due to the secure encryption process; however, you can reset your password should you forget it. You will need the email address you registered with and access to that email account.

Go to the [Taumata.net](https://taumata.net) website and click Log in on the top right-hand side of the page.

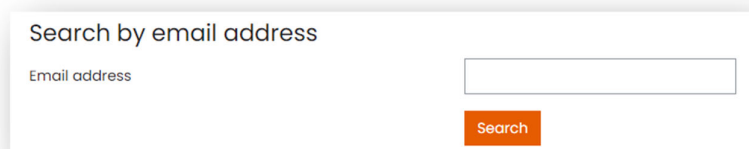


Click the **Forgotten your username or password?** link.



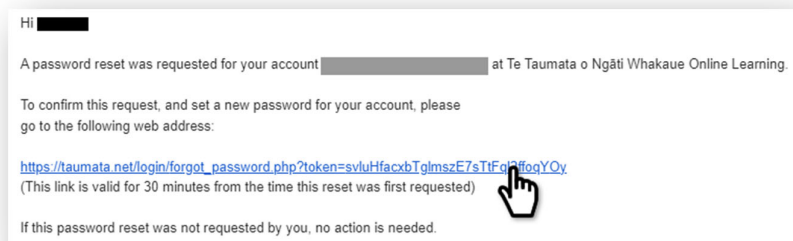
Add the email address you used when registering for Te Ahu o Te Reo to the **Search by email address** box and click **Search**.

If you supplied the correct email, an email should have been sent to that address.



Go to your email account and click the link in the email you have just received:

You can now add a new password



Your new password needs to be eight or more characters long and contain at least one lowercase and one uppercase character.